

The Ahooga News



 OCTOBER 2019



I don't know for sure, but this Model A delivery just absolutely has to be named "The Great Pumpkin"!

BEAVER CHAPTER MAFCA PORTLAND, OREGON

The Beaver Chapter is a non-profit organization dedicated to the restoration and preservation of the Model A Ford automobile. Membership is open to all people with a sincere interest. Members will be asked to volunteer a minimum of three hours annually to fill the club duty roster of the Portland Swap Meet.

The Beaver Chapter memberships commence on January 1st or on the date paid and expires on December 31st. A \$5.00 late fee charged after January 1st for renewals.



New memberships received after July 1st are valid for the following year. Beaver Chapter dues are \$10.00 for a member plus \$1.00 for a spouse member.

Make check payable to Beaver Chapter, submit signed membership application to the Membership Coordinator at the meetings or send them to: Rayburn Mitchell at 23101 SE Firwood Rd. Sandy, OR 97055.

By-laws Article III, Section 2 states: "Membership in the national club (MAFCA) shall be a prerequisite for all active members of the Beaver Chapter."

MAFCA dues are \$50.00. Mail to: MAFCA, 250 S. Cypress Ave., La Habra, CA 90631.

CLUB OFFICERS FOR 2019

President: Chris Irwin 503.538.5227

Vice President: Barbara Henderson 503.657.1890

Secretary: Michael Haight 503.663.3263

Treasurer: Ron Forehand 971.207.1516


Member at Large: Tom Popelka 503.656.4758

Editor: Jeanie Adair 503.655.3189

Membership Coordinator: Rayburn Mitchell 503.668.0872

Sergeant at Arms: Mike Worthington 503.788.5965

Past President: Richard Starkweather 503.327.1252



CLUB REPRESENTATIVES FOR 2019

NW Regional Group Reps: David Adair and Tom Winterrowd; Portland Swap Meet: Mike Worthington and Debbie Dutton; Historian: Lloyd Dilbeck; Sunshine: Brenda Caseday; Raffle Prizes: Lori Symank; Refreshments: Mary McConnell; MAFCA Chapter News: Tom Irwin.

Articles and contributions for the newsletter is encouraged and will be used as space and time permits. **The deadline is the weekend following the meeting unless announced otherwise.** Correspondence should be sent directly to the Editor: jadadaja@msn.com or mailed to 895 Hazelwood Dr. Oregon City, OR 97045. Other newsletters may reprint article as long as credit is given to the author and *The Ahooga News*.

Beaver Chapter Web Site: <http://beaverchapter.shutterfly.com>

REFRESHMENTS:

OCTOBER - Glenn & Shirley Slack

NOVEMBER - Pie Night - everyone bring a pie to share!



PRESIDENT'S COLUMN

We just returned from a great Past President's Tour. Richard Starkweather and his wife Bonnie put a lot of effort into making this a very enjoyable trip for all those attending. He even ordered perfect weather. Nineteen cars participated, 12 ½ Model A's and 6 ½ modern irons. You may wonder why the half in the car count. Rich and Joanne Simpson trailered their newly acquired 1929 Tudor to the beach but



ended up with some car problems so were not able to drive it on most of our touring. The Nestucca River Road was closed so we had to make some detours, a lot of ups and downs and curves but a most beautiful drive. Coming down one of the hills, Humbles hit a little soft dirt on the side of the road which pulled them right off of the road sticking them into the mud. Quickly pulling out a tow rope, hooking it to Jim Patrick's bumper of his big pickup they were easily pulled out of the mud. Car and passengers were just fine but the white wall tires took a lot of mud on to the beach.



A stop at the Tillamook Creamery for lunch, and of course ice cream, and it was on to the beach. Bruce and Manijeh Ernst had invited us to their beach house in Rockaway for snacks

and beverages before we headed out for dinner. Many thanks to them for their hospitality. We also enjoyed meeting a few of their neighbors and Bruce's sister, who lives in Rockaway.

Saturday was a day of touring the coast with stops at Cape Meares Lighthouse, lunch at a beach side restaurant, a visit to Whiskey Creek Fish Hatchery and a few more scenic beach stops. Later that day, we traveled down the road to Wheeler for a lovely dinner. It would be tough to ask for a better day. I'm sure we are all thanking Richard for planning such a fun filled weekend. I know I will have a tough act to follow next year.

Chris Irwin, President

Turn to pages 9 and 10 for more photos of the Past President's Tour...

WHATS NEW? Dick Thornes has a new phone number: **503.709.2781** correct your club roster.

Jim's Tech Tip

by Jim Cannon,

How did this happen?


Starter Ground

I've had several people ask me why their starter seems to crank the engine over rather slowly. For the most part, this is because that's what our starters do, they did not spin as fast as on a modern car. So there is nothing wrong.

However, I will mention that you need to make sure that the starter has a really good ground when you mount it to the flywheel housing. Fresh paint on the engine combined with fresh paint on a newly rebuilt starter can result in you not having a very good ground connection between starter and engine. Over time you can also get a buildup of rust on the mounting surfaces, or a film of oil and dirt accumulation that interferes with the ground.

So if you think your starter is cranking a bit slowly, it would not hurt to pull it off, clean up the mounting surfaces with a degreaser followed by some fine sandpaper, and reinstall it. See if that gets it turning at a better speed again.

Have a Model A Day!



Florida Woman Stops Alligator Attack Using a Small Caliber Beretta Pistol

This is a story of self-control and marksmanship by a brave, cool-headed woman with a small pistol against a fierce predator.

"While out walking along the edge of a pond just outside my house with my soon to be ex-husband, discussing property settlement and other divorce issues, we were surprised by a huge 12' alligator which suddenly emerged from the murky water and began charging us with its jaws wide open. She must have been protecting her nest because she was extremely aggressive. If I had not had my Beretta .25 caliber pistol with me, I would not be here today! Just one shot to my estranged husband's knee cap was all it took. The gator got him easily, and I was able to escape by just walking away at a brisk pace. The amount I saved in lawyer's fees was really incredible, and his life insurance was a really big bonus!"

Another good reason to have a concealed weapons permit.

DASHING MODES FOR FALL OF 1931

That perennial favorite, black, is the color rule for fall town wear, with brown, dark green, dark red and navy blue also receiving attention. Black crepe satin is used consistently for afternoon frocks, often in combination with some form of pinkish-beige or eggshell trim. Flat crepe silk and canton-faille crepe silk are well thought of for all daytime wear.

Chic sleeve detail on the printed dress is topped off with contrasting "little" collar and cuffs. The second dress has an off-center closure while your eyes are drawn around the hipline seaming; the becoming collar again draws your eye to the details. The third dress is true black simplicity. Seam detail at the hip line and the contrasting pop of polka dots on the insert and cuffs keep it simple.



Trim Simplicity

3219 (Left). Designed for sizes 14, 16, 18, 20 years, 36, 38 and 40 inches bust. Size 16 requires 3 1/4 yards 39-inch material, 3/4 yard 39-inch contrasting.

New Detail

3203 (Below). Designed for sizes 14, 16, 18, 20 years, 36, 38, 40, 42 bust. Size 16 requires 2 1/4 yards 39-inch material for blouse, 2 yards 39-inch material for skirt.

Dashing Modes with a Parisian Air

That perennial favorite, black, is the color rule for fall town wear, with brown, dark green, dark red and navy blue also receiving considerable attention.

Black crepe satin is used consistently for afternoon frocks, often in combination with some form of pinkish-beige or eggshell trim. Flat crepe silk and canton-faille crepe silk are well thought of for all daytime wear.

NOTE: Size 16 years is the same as size 34, size 18 years is the same as size 36, and size 20 years is the same as size 38.

Chic Sleeve Detail

3210 (Above). Designed for 16, 18 years, 36, 38, 40, 42 bust. Size 36 takes 4 yards 39-inch, 1/2 yard 35-inch contrasting, 2 1/4 yards 2-inch ribbon, 1/2 yd. 35-inch lining.

Becoming Collar

596 (Above). Designed for sizes 14, 16, 18 and 20 years, and for 36 and 38 inches bust measure. This style may be made with short or long sleeves, as preferred.



Unusual Lines

3327 (Right). Designed for sizes 14, 16, 18 and 20 years, and for 36 and 38 inches bust measure.

The fourth dress has unusual lines, and an unusual front closure. Lastly, simple classic flared black skirt is topped with a contrasting white jacket with a flared peplum, rolled collar and side tie closure. ~Jeanie Adair

September 2019 Beaver Chapter Membership Meeting

Call to Order: 7:30PM. Chris Irwin our president welcomed the club members to the September Meeting of the Beaver Chapter of MAFCA. Motion to approve August meeting minutes as printed in Ahooga Newsletter was made and approved.

Welcome New Members, Guests, and Visitors: Jerry Dyck and Arnold Jeffords.

Thanks to Terry Findley & Pam McClaflin for refreshments and Ted Down for drinks.

Name Tag Drawing: No one won the name tag drawing so the amount for the prize is now \$75.00

Treasurer: Ron Forehand gave the treasury report.

Vice President: Barbara Henderson – Announced the October tour is to be led by Tim Brost. The tour is longer than usual as it will be traveling down past Stayton to the covered bridges in Marion county. The tour will leave from the Oregon City Shopping Center Sunday October 20th at 9:00 AM. Plan to be gone for the entire day.

Membership: Rayburn Mitchell - Held the first of three "early bird" membership sign up drawings. There was a very good response of people signing early to participate in the drawing. Dale Fiedler won the first \$25 Gift Card.

Swap Meet: Mike Worthington – Mike and Debbie Dutton presented the club with the final Swap Meet check. It is considerably smaller this year and unless the Swap Meet Committee can come up with some creative ideas to offset the downsizing challenges soon, the clubs can expect checks to be smaller in the future. The Swap Meet Committee needs an Advertising and promotion coordinator and sponsor solicitation coordinator.

Member @Large: Tom Popelka – was absent

Past President: Richard Starkweather - Gave the final info for Past President's Tour. He also, reported the club has a list of nominees for all the 2020 board positions except the president's office. He reminded us the formal nominations will be held at the October general meeting.

Sunshine: Brenda Caseday has been absent for the last five months and is requesting somebody to take her place.

Historian: Lloyd Dilbeck - no report

Membership Drawing: Rayburn Mitchell held the membership drawing. Jerry Brown's name was drawn. He was absent so the \$25 was added to the last two months' prize of \$50 making the next drawing worth \$75.

Old Business: Club Patches still for sale. Small are \$2.50 and the large are \$7.50

New Business: A request by Chris Irwin was issued for a volunteer to set up a club Facebook page and be the editor. Pam McClaflin has volunteered for the position.

Mystery Part: Speedometer gear and cap assembly. Lloyd Dilbeck correctly identifying the mystery part.

Break: 5-minute break to purchase raffle tickets

Seminar after meeting: David Adair discussed Model A hubcaps.

Raffle: Held by Lori. **Adjourn Meeting:** 8:30 PM

Respectfully submitted

Michael Haight, Secretary



Every new month is like a fresh piece of paper and only you can decide what will be written on it.

Beaver Chapter Board Meeting September 18, 2019

Call to order: The meeting was called to order at 6 PM.

The August meeting minutes were approved by the board.

Welcome Guests: Anne Humble, Bill Henderson and David Adair.

Reports:

Past President: Richard Starkweather – Gave the last-minute update on the Past President's Tour. Richard also gave a review of board position nominees.

Vice President: Barbara Henderson - Announced the upcoming October Tour would be led by Tim Brost.

Treasurer: Ron Forehand - Gave an abbreviated treasury report as he was late to the meeting.

Secretary: Michael Haight - no report

Editor: Jeanie Adair - no report

Sgt.-at- Arms/Swap Meet: Mike Worthington reported the club received its final check from the Swap meet.

Membership: Rayburn Mitchell led a brief discussion on the "early bird " membership drive contest. It appears to be successful and he recommended it be continued through to the November meeting.

Member at Large: Tom Popelka was absent.

Old Business:

Anne Humble – Gave Web-site info to Mike Worthington so he can edit his postings. A general discussion was based on her presentation of how the web site is set up and how she manages it. She will continue as the editor.

Michael Haight – Emailed a document that reviewed the touring rules with an emphasis on guests, safety checks, and liability.

Information on possibly setting up Beaver Chapter Face Book Page was given. We will seek a volunteer to be the editor.

New Business: - None

Adjourn: 7:15PM.

Respectfully submitted,
Michael Haight, Secretary

WANTED: The story of your Model A! As I've said before, every Model A has a story to tell ... where and when did you get it, I would love to feature your car in the newsletter.
~Jeanie, Editor

NEW BEAVER CHAPTER MEMBERS:

Please add them to your roster.

Arnold & Yvonne Jeffords
24531 SE Filbert Rd. Eagle Creek, OR 97002
arnoldjeffords3@gmail.com
yvonnejeffords151@gmail.com
1931 Pickup

October 20, 1927 Henry Ford hand stamped the first Model A engine to come off the line.



NEW MEMBERS:

Jerry & Judy Dyck
657 N Cedar St. Canby 97013
jjdyck@live.com
1929 Tudor Sedan

**WINE
COUNTRY
TOUR
September 14th**



Car's lined up in front of the old oak tree. . .

The weather was beautiful, the scenery was gorgeous, and the event was well attended. 43 people participated, with 17 Model A's. Two had to

return home early due to mechanical difficulties, but the rest journeyed on to loop through Sokol Blosser Winery before stopping at the Red Hills Farm Olive Oil Mill. After an informative presentation detailing the harvesting and pressing process, tour participants were able to browse the selection of oils and vinegars that were available to try and purchase. The Fig Balsamic Vinegar was quite popular. The group traveled onward, looping through the Domane Serene and DePonte wineries; then on to Archer Summit and Stoller wineries as well. Hillside views were spectacular!



Oil and vinegar tasting. . .

The final destination was the Ewing Young Distillery. A delicious lunch was catered by Storrs Bar-B-Q. Thank you to the club for paying for lunch! The group was treated to a presentation given by the distillery owner regarding history of the area and an overview of the life of early Oregon resident Ewing Young. Then we walked up a pasture hillside to the old oak tree, which marks the spot where Ewing Young was buried.



Antique olive mill

A highlight of the trip was viewing the amazing stallions housed on the property. Grindstone and Giacomo, former Kentucky Derby winners, were on hand in their stalls for photo opportunities. We then roamed back to the whiskey tasting area, then the group dispersed.

Many thanks go to Lori Symank for her excellent planning and preparation of this excellent tour.

Thank you to Richard and Sandra Pargman, who brought up the rear and carried the emergency equipment. Also, thank you to Mike Popeil for distributing the tire tickets.

It was a wonderful tour!

~Lisa Mitchell

More cars on the tour. . .





PAST PRESIDENTS TOUR

One of the duties of the Past President is to plan a weekend tour for Beaver club members. Richard Starkweather planned a weekend at the Oregon coast, based at Rockaway. After getting settled in our rooms at the Surfside, we were invited to new club members beach house for a social gathering with food and beverages. Thanks Bruce and Manijeh Ernst for provided a wonderful table of food and a lovely setting. Bruce is visiting with Pam (right photo) and Manijeh is in the center of the photo below, with Anne and Tom.



Model A er's always have something to talk about...

Below are Linda & Ted Downs, Rayburn Mitchell, David Adair and Pat and Dale Fiedler.



Members attending were: Adair's, Barnett's, Down's, Ernst's, Fielder's, Humbles, Irwin's, Jackman's, McClafin/Findley's, McDonald's, Metteer's, Mitchell's, Patrick's, Simpson's, Sondenaa's, Starkweather's, Symank's, Whitworth's, and Winterrowd.



Bright sunshine greeted us Saturday morning...


We toasted a new Model A, Rich and Joanne Simpson's 1929 Tudor Sedan that they recently acquired.

Then it was a full day of touring the gorgeous Oregon coast...

We traveled from Rockaway south to Tillamook, Oceanside, Cape Meares Loop and the Cape Meares Lighthouse (some of us even saw a whale here), the Octopus Tree, Netarts Bay and the Schooners Restaurant for lunch. Then it was on to the Whiskey Creek Fish Hatchery, Cape Lookout State Park and Pacific City where we turned north and headed back for the motel.


Saturday evening we went north a few miles to Wheeler for dinner at the Salmonberry Saloon. There we found Lloyd and Darleen Dilbeck had joined us for the meal.

I "almost" got my fill of seafood!
Thanks Richard and Bonnie for all your planning for a great tour!



Success isn't about how much money you make' it's about the difference you make in people's lives.

The moment you're ready to quit is usually the moment right before a miracle happens. Don't give up.



WANTED:

1929 Rear bumper brackets. Rich 503.267.6678

Want your extra Zenith carbs and parts, also your old backing plates and brake parts. Will purchase. Lynn Sondena 5603.781.9741 or lynnsond@hotmail.com

FOR SALE:

1930 Model A Tudor, great body on a rolling chassis, no engine or transmission. All fenders, glass, seats, hood, radiator, with clean title. \$3000 Bill Jabs 971.235.3804

1929 Model A Coupe, runs well, blue, no rust, always garaged. \$10,500. Cathy Blunt 503.319.3626

Model A stuff For Sale

Very nice wishbone, perfect ball. \$45

4 service brake rods, 1930. Free

1 29 popout, reworked, repro cable \$70

1 Spanish popout repro switch w/key. \$35

3 replacement ign. switches w/keys. \$5 ea

2 orig dash panels, no gauges. \$8 both

Air cleaner. \$20

One pair 28-29 headlight lenses without rims (one original) \$75

One pair fluted 28 headlight lenses with rims (one original), \$75

Single repro headlight lens in 30-31 rim \$30

2 water pumps. \$10 ea

Orig. fan blade, good cond. \$50

Good generator \$60

7 tooth orig light rod. \$45

1930 splash apron. No rust. Extra hole. \$10

Bent '29 repro front bumper, nice plating. \$10

Box of misc. engine parts (crank pulley, cam, pistons, lifters, etc).

\$35

—Ray Horton 503-333-5766



NEW MEMBERS:

Gary Myers (above)
15336 S. Lake Ridge Way
Oregon City, OR 97045
859.802.6447 1930 Tudor

Robert & Gayna Flake
15055 SW 150th Ct.
Beaverton, OR 97330
541.760.3333/541.740.8888
kfsquash@proaxis.com
1930 Sedan

Please add these new members to your club roster!

“Every individual has a place to fill in the world, and is important, in some respect, whether he chooses to be so or not.” ~Nathaniel Hawthorne



OCTOBER CALENDAR OF EVENTS

Beaver Chapter Board Meeting Wednesday, October 16th, 6PM at Clackamas Community Center, 15711 SE 90th, Clackamas, OR 97015. On the same evening is the **Beaver Chapter Membership Meeting**. Social and refreshments start at 7PM

followed by the meeting at 7:30PM. Remember to submit your 2020 Membership Application to the Membership Coordinator, Rayburn Mitchell for the **Membership Drive**.

Demonstration to Check Engine Bearing Clearance - Meet Saturday, October 19th at 9AM at Rayburn Mitchells Garage, 23101 SE Firwood Rd, Sandy 97055. Coffee, tea and cookies will be available, lunch on your own.

October Tour is a Covered Bridge Tour. Tim Brost is leader for a tour south to see the covered bridges. His dad, Pat, use to lead us there almost every fall. Meet at the Oregon City Shopping Center **Sunday, October 20th** at 9AM for a 9:30 departure. **This will be an all day tour**. We will stop at the Macleay General Store for lunch - it's part of the tradition! Join us for a fun day traveling back roads of the Willamette valley and many covered bridges.

FINE TUNE YOUR BRAKE ADJUSTMENT

I tuned up my brakes with a Harbor Freight Ames Infared Thermometer 12:1, it costs about \$15.

I took the pickup out for a mile drive to get the brakes warm. Returning to the driveway I set the infared beam one inch from the front and rear cast iron drums. (See note sheet below.)

#1 Test Run scored: LF 86.7 degrees & RF 95 degrees
Tightened LF drum one click.

#2 Test Run scored: After another one mile run with lots of stopping and return to driveway and tested: LF drum at 99.9 degrees and RF drum at 101 degrees. (Near perfect match)
LR drum 108.1 degrees and RR drum 134.1 degrees. Because of extreme temperature difference, loosened RR drum back one click.

Third mile drive: (Fronts are already adjusted)

#3 Test run scored: LR drum 162 degrees, RR drum 163 degrees (near perfect match)

Now my 1930 Closed Cab Pickup brakes are adjusted.

Note: If your brakes have just been replaced or are way out of adjustment, I recommend that you first follow Section II: Brake Service Adjustments in Les Andrews' book *Model A Ford Mechanics Hand Book*. Then fine tune your brakes with the infared gun mentioned in this article.

Thank you to Lynn Sondenaa for the tool suggestion and adjustment procedure tips.

Tom Winterrowd

#1	
LF 86.7	RF 95.0
LR 101.5	RR 97.6
#2	
LF 99.9	RF 101.0
LR 108.1	RR 134.1
162	163



Ed Schroeder	1 st
Richard Kirk	3 rd
David Adair	6 th
Isaac Mitchell	8 th
Jeanette Kroon	8 th
Robert Hugo	13 th
Jennie Ryan	21 st
David Phillips	21 st
David Caseday	21 st
Paula Benham	23 rd
Thomas Spence	24 th