

The Ahoooga News

May 2022



This newly completed 1931 Slant Window Cabriolet belongs to Bill Jabs.
Turn to page 5 for more info.

Join Us Sunday, May 22nd For The Banquet As We Celebrate Our 60th Year!

The official newsletter of Beaver Chapter Model A Ford Club of America, Portland, Oregon
Volume 60, Issue 5

BEAVER CHAPTER - MODEL A FORD CLUB - PORTLAND, OREGON

The Beaver Chapter is a non-profit organization dedicated to the restoration and preservation of the Model A Ford automobile. Membership is open to all people with a sincere interest. Members will be asked to volunteer a minimum of three hours annually to fill the club duty roster of the Portland Swap Meet.

Beaver Chapter Membership commences on January 1st or the date paid and expires on December 31st. Dues are \$10 for a member plus \$1.00 for a spouse/partner. Late renewals are charged \$5.00. Make check payable to Beaver Chapter, submit signed membership application to the Membership Coordinator at the meetings or send directly to the Membership Coordinator Jennie Ryan at 2415 NE 110th Ave. Vancouver, WA 98684.

Bylaws Article III, Section 2 states: "Membership in the national club (Model A Ford Club of America) shall be a prerequisite for all active members of Beaver Chapter." MAFCA dues are \$50.00. Make check out to Model A Ford Club of America, mail directly to 250 S. Cypress St, La Habra, CA 90631-5515.

CLUB OFFICERS FOR 2022

President: Debbie Dutton 503.706.4843

Vice President: Tom Winterrowd 503.263.2696

Secretary: Penny Haight 503.663.3263

Treasurer: Mike Worthington 503.788.5965

Member at Large: Leonard Dutton 503.887.2067

Editor: Jeanie Adair 503.655.3189

Membership Coordinator: Jennie Ryan 360.896.5227

Sergeant at Arms: Tom Ryan 360.936.6485

Past President: Lynn Sondenaa 503.781.9741

CLUB REPRESENTATIVES FOR 2022

NW Regional Group Reps: David Adair and Tom Winterrowd;

Portland Swap Meet: Mike Worthington and Debbie Dutton;

Sunshine: Brenda Caseday; Refreshments: Mary McConnell;


MAFCA Chapter News: Tom Irwin; Beaver Chapter Webmaster:

Richard Starkweather. **Web Site: <http://beaverchapterford.org/>**

This is what the clubs home webpage looks like - check it out!



The Ahooga News is the club newsletter. Articles and contributions are encouraged and will be used as space and time permits. Send directly to the Editor at: jadadaja@msn.com or mail to 895 Hazelwood Dr. Oregon City, OR 97045. The **newsletter deadline** is the Sunday following the club meeting.



Julie Peters	3 rd
Bruce Barnett	4 th
Tom Irwin	6 th
Ted Downs	7 th
Doug Inglis	10 th
Una McLaughlin	11 th
Kirk Metteer	12 th
Brenda Caseday	16 th
Ben McConnell	17 th
Leonard Dutton	20 th
Richard Starkweather	21 st
Art Pugsley	22 nd
Ingeborg Dexter	27 th
Gail Saldana	28 th
Chris Irwin	29 th

REFRESHMENTS

MAY: Linda Neilsen

JUNE: Rene Metteer

JULY: Lynn Sondenaa



Presidents Column

Well here we are! We survived the first Portland Swap Meet after being gone for 2 years. It was great.

There have been lots of "Thank You's" and reports about money and events of the Swap Meet, so I will work hard to get answers for you as soon as possible. So now on to business.

The Banquet! I'm not sure what is happening, but the number of people who signed up so far is not really encouraging. Last year we moved the event to May so people would not have to worry about bad weather, and daylight hours would last longer. Pam and her committee have worked very hard to put on this banquet and I'm sure it is going to be a great event. With 50 + people who did Swap Meet duty and earned a free dinner, I don't understand. Please get your reservations in by May 7 and let's celebrate the 60th Anniversary of the Beaver Chapter Model A Club.



I was excited to see the great turnout of people at the last meeting. Proof that people are ready to get out and mingle.

Brenda Caseday is in the process of planning the Christmas Potluck. If possible please contact Brenda and let her know if you can help in any way.

Also keep in mind that this is Jeanie Adairs last year as Editor of the Ahooga News. She has done this job for 10 years and has done a fantastic job, but it would be smart of whoever takes this on to take advantage of her wealth of knowledge. I hope we don't have to go without a newsletter.

I know that this months Presidents Column has been full of promoting events but I feel it's necessary. Please think about what I've said.

Respectfully,
Debbie Dutton

Last call for Banquet reservations!

Welcome New Beaver Chapter Members

Christopher and Emily Rogers
3621 SE Francis Portland Oregon 97202
Riddick5@gmail.com & Loopy4@gmail.com
1928 Coupe

Jennie signed them up at the club booth at the Portland Swap Meet.

Robert and Pam Zielinski
12423 River Rd N Gervais Or97026
503-510-3566 1930 Coupe

Please add these to your club roster!

Two elderly members have worked on Model A's together for many years and naturally they have gotten to know each other pretty well. One day, while working, one guy suddenly looks up at the other and says, "I realize we've known each other for may years, but for the life of me, I just can't bring it to my mind... would you please tell me your name again?" There was dead silence for a couple of minutes, then the other responds, "How soon do you need to know?"

Happiness is an inside job.

Do you have your new Membership Directory?

You can pick one up from Jennie Ryan, Membership Coordinator, at the club meeting.

Please check your information - has phone or emails changed? Please let Jennie know if there are any changes or corrections.

Russ Smith Celebration of Life - Russ was one of Beaver Chapter's founding members. A service will be May 21st at 11PM at the Nazarene Church, 2168 Belmont Dr. Hood River.

Cards to his wife can be sent to her at:
Lois Smith C/O Rosalyn Pederson
28851 140th Ave SE
Auburn, WA 98092

SETTING TOE IN 1928-1932

Disconnect drag link from pitman arm.

Turn steering wheel lock to lock. Count the turns.

Then turn back ½ way to center worm with sector, which puts the steering wheel key at the 12:00 o clock position. To check that, the horn/light rod will have to be lifted.

DO NOT LET THE STEERING WHEEL MOVE, have someone hold the wheel steady or tie a rope on the left side of the steering wheel and pass through the driver's window over a towel and around the windshield then another towel on the passenger side and secure to the right side of the steering wheel.

Disconnect the drag link from the pitman arm. Check back lash on the pitman arm for .000 to .003 max. If necessary, adjust the steering box. See Service Bulletins for proper adjustments.

Disconnect the tie rod from the right front wheel.

Raise left front wheel ½" off the ground and set toe in to 1/16" with steering wheel centered and not moved, using a string, following these instructions.

Wrap a string on the inside of the left rear wheel around a spoke and secure with a clothes pin. Bring the string around the back of the left rear and under the running board to the front end of the car. There are a few ways to anchor the string at the front.

Method #1. Using a yard stick, C clamped to the front bumper wrap string "counterclockwise" around the yard stick and secure. Adjust the string and front wheel until you achieve the string touching the "front and rear of each tire on the driver's side. This will put the left wheel in a straight line. From this point you can set the left front wheel to a achieve 1/16-inch toe in.

Method # 2. Use and old paint can or cut the top plastic jug and fill with dirt or pea gravel and insert a ½" dowel to attach string (counter C/W). I use a 1 gal. jug filled with pea gravel and a 15/32 or 31/64" drilled hole in the cap for a ½" dowel and tight fit.

When 1/16" is achieved lower the left front tire and re-peat on the passenger side. With right front set at 1/16 "toe in, lower the wheel to the ground and adjust the right front toe in end to fit the steering arm. Lower right front wheel to the ground.

With that accomplished check to see if you can connect the drag link to the pitman arm, without moving the steering wheel or the front tires.

If this cannot be accomplished you have either a bent or twisted axle, bent left side steering arm or unlikely bent pitman arm. If you move to wheel to be able to hook up the drag link you are going to end up with excessive wheel play.

The old Ford straight axle cars like 2 to 2-1/2 degrees plus or minus ½ degree camber and up to 7 degrees positive caster.

Camber you can check using a magnet protractor on the inside of the front axle unless you want to remove the splash apron.

I have been rebuilding steering gears from 1972 to current, on 1928 to 1960 Fords, some Chevrolet and early Hudson's and have seen all kinds of related problems. Including:

1. Steering box totally out of adjustment.
2. Worm bearings too loose (creates excessive wheel play)
3. Steering balls are not round (creates hard turning)
4. Broken spring or spring center bolt

(Continues on next page)

5. Badly worn wish bone ball
6. Bent frame
10. Loose or worn front wheel bearings
11. Badly worn kingpins or bushings
12. Loose kingpin wedge bolt
13. Loose spring perches.
14. The addition of a dropped front axle, yes it changes the steering geometry.



I have seen all of these problems over the years including so much grease pumped into a gear box until it came out the steering wheel, (no joke). Steering boxes are heavy oil only, 600W, 90 wt., 120/140 wt., not grease. When driving and grease in the steering box it is forced into the voids and the gears can run dry, also grease will not flow into the bushings at .001 clearance unless you install a zerk fitting. Don't do that.

When rebuilding steering gears, I always bore and hone the sectors housing to 1.375 and install needle bearings and double lip seals in the sector housing. This is on two tooth sectors boxes. I do not want to do 7 tooth gear boxes anymore because of the labor involved and customers don't like the additional cost.

I am happy to answer any and all questions and have solved many problems over the phone I've been a MAFCA member over 50 years.

Greg Edwards PO Box 370 Gaston, OR. 97119 Phone 503-357-3980

Now is the new later.

Bill Jabs 1931 Slant Window Cabriolet

The engine is a Model B, with a Riley overhead conversion.

The body and paintwork was performed by Beaver Chapter member Amanda Uthe.



YOUTH NEWSLETTER MODEL A FORD CLUB OF AMERICA

If you have children or grandchildren they might like the "A World" newsletter that is geared for the younger Model A enthusiasts!

You can find it on the MAFCA website under "Youth" in the blue column on the left side of the home page.

When you complain, you make yourself a victim.
Leave the situation, change the situation, or accept it.
All else is madness.

Rules For Touring

Now these are some rules for touring,
Common sense most people would say.
But they would be wise to observe them
When venturing out in the old Model A.

Is the air in the tires sufficient?
Have the lug nuts been torqued down real
tight? Did you measure the crankcase oil level?
Did you check that tiny spot light?

Is the radiator topped off with water?
Do you carry a gallon for spare?
Are your brakes tight and safely adjusted?
Or do they need some additional care?

Or do you carry a cell phone with you?
Power on, charged up and all?
Cause it ain't worth much in your pocket,
With no way to give you a call.

When touring in line with the others,
Are you careful to keep up your speed?
Do you signal upcoming turns clearly,
For the driver behind you to heed?

And while we speak of that fellow behind you
Do you keep him clearly in sight?
If he disappears from your rear view mirror,
Slow down to determine his plight.

We're all in this tour together,
Our goal is to have some fun.
Be patient with those who have problems,
You just might be the next one.

If everything's not to your liking,
Accept it and button your lip.
If you think you can do the job better,
By all means plan the next trip!

From *The Accelerator*, a New Jersey club

**We forget that waking up
each day is the first thing
we should be grateful for.**

FINAL NOTICE

Beaver Chapter Banquet

**RESERVATIONS MUST BE
RECEIVED BY
SATURDAY, MAY 7th**

**Sign up now, cut it out
and send it to Rene.**



PLEASE JOIN US

**Beaver
Chapter's**

**60th Anniversary
Annual Banquet**

Sunday, May 22nd, 5 pm

**Lakeside Gardens
16211 SE Foster Rd.
Portland, Oregon**

Menu choices are Prime Rib or Baked Salmon,
accompanied by a salad, stuffed baked potato,
green beans and dessert, with a No Host Bar.

The evening will include club history,
video memories, music, a photographer,
and a fashion show and more.

Plan on coming as we celebrate 60 years!

**RESERVATION
MUST BE
RECEIVED BY
MAY 7TH**

Beaver Chapter's 60th Anniversary Annual Banquet Reservation - Due May 7th

You're invited to join us as we celebrate
the club's 60th anniversary Sunday May 22, 2022

Name	Beef or Salmon *Club Duty (circle)			
_____	B	S	Yes	No
_____	B	S	Yes	No

Dinner is \$35 each. Make check payable to
"Beaver Chapter" and send reservations to:

**Rene Metteer,
7617 S Monte Cristo Rd. Woodburn, OR 97071**

Refunds for serving Portland Swap Meet club duty will be made
the night of the banquet.




McCall's Ensemble Pattern

For fashion judging the MAFCA Fashion Guidelines define an ensemble this way: "Ensemble: An outfit consisting of harmonizing items which were produced to be sold (or in this case, made) as a set; i.e., a dress with a coordinated coat."

The blue ensemble is a perfect example! I can't tell if this is a dress constructed from two fabrics or if it's a blouse, skirt and coat pattern. It really does not matter, as long as the coat and skirt are made of the same fabric it would be considered an ensemble.

The pattern is rather simple in style with a fairly straight skirt that has a bias inset section that produces a nice flair on its left side. The blouse is plain except for the gathered front section that emphasizes an off center neckline. The coordinated fabric is repeated at the neckline, wrapping around forming a bow. (Notice the green example.) On the blue ensemble they used the blouse fabric for a contrasting jacket collar. Finally, look at how plain the jacket is. ~ Jeanie Adair

Be strong enough to stand alone,
Smart enough to know when you need help,
And brave enough to ask for it.




Guys Era Fashions

This is a good example of what the men wore - and it would be easy to replicate the looks. The double breasted gray suit is common.

Cream trousers, a single breasted jacket, shirt, tie, kerchief in the pocket, a fedora hat or a

Panama hat and brown dress shoes, or how about two tone wing tip shoes. A cane and gloves for accessories.



**We live on a blue planet that circles around a ball of fire,
next to a moon that moves the sea, and you don't believe
in miracles? 7**

HAPPY
Mother's
DAY

2022 Portland Swap Meet

Debbie and I would like to thank everyone who contributed to this year's swap meet. Fifty-six years ago, six local car clubs worked together to hold a swap meet. Over the years the swap meet has grown in size and changed venues. Remarkably, today those same clubs continue to work together to put on the Portland Antique Auto Swap Meet.

This event is only possible because of the volunteer efforts of club membership. There are about 600 volunteer duty assignments required to support this effort, with each club filling about fifty-four slots. The remaining duty slots are filled by the swap meet committee members. The swap meet is an LLC owned by the six founding car clubs, and its continued existence is only possible with your support.

The swap meet committee is in the process of finishing up the books for the 2022 Portland Swap Meet. Several large items are not yet known, or settled, such as ticket revenue from EXPO, and bus and traffic control reimbursement is from PIR. As you know, for a variety of reasons, things are costing much more this year. The swap meet is not exempt from this unfortunate turn of events. The general cost growth that we have incurred this year is far higher than anything we have seen in recent years.

The swap meet committee has informed us to not expect the first profit distribution at the end of April, which has been the custom. They need to hold back any distributions until all 2022 event expenses are settled. Once the taxes are completed this fall, we will have a solid understanding of the fiscal results for this year. Meanwhile, the swap meet board will work on cost control measures as we go forward with planning for the 2023 event.

Again, we would like to thank those who contributed to this year's successful event. If you missed out this year, mark your calendars for the first weekend in April and we will save you a duty slot. As always, if you have any concerns, comments, or questions about the swap meet, or the swap meet committee, please contact Debbie or I and we will do our best to get you an answer.

Thanks for reading this, Mike

Beaver Chapter Board Meeting – April 20, 2022

Called to order: 6 PM by President Debbie Dutton Board Members Present: Debbie Dutton, Tom Winterrowd, Penny Haight, Mike Worthington, Leonard Dutton, Jeanie Adair, and Lynn Sondenaa

Minutes Approval: A motion was made and seconded to approve the March 2022 minutes as printed in the Ahoooga Newsletter. The motion was voted on and passed unanimously.

Treasurers Report: Mike Worthington presented the Board with the Revised 2022 Budget. It was reviewed and approved for presentation to the General Membership.

Swap Meet Report: Mike Worthington stated that the financial statement for the Swap Meet will be available in late July or August. 55 Club members volunteered to server at the Swap Meet. There were many challenges, but overall it was very successful.

Tour Report: Tom Winterrowd stated that all tours have leaders except for June 18th. The first Wednesday Breakfast is becoming popular. 16 club members attended in April. The next Breakfast will be held at the Wichita Bar and Grill in Oregon City. The NW Regional Model A Group met during the Swap Meet. It was decided that the Beavers will not host a Regional Meet next year. Our focus should be on encouraging members to attend the Spokane Hub Tour in September 2022. Tom led a discussion on how we will engage new members.

Editor's Report: No one has stepped forward to produce the club newsletter. It would be sad to no longer have a good way of passing on activities and important dates.

Spring Banquet: Rene Metteer will alert the general membership that she is taking Banquet registrations before and after the meeting.

Meeting adjourned at 6:50 PM

Respectfully submitted, Penny Haight, Secretary

**A bend in the road is not the end of the road
Unless you fail to make the turn.**

Beaver Chapter General Meeting Minutes for April 20, 2022

Call to Order: President Debbie Dutton called the meeting to order at 7:30PM with 49 members in attendance. Debbie Dutton led the flag salute. President Debbie Dutton welcomed the members and asked if any guests were present. David Iven was in attendance with the goal to join and Bob Moore brought his friend, Nancy Gardener with him to the meeting.

Minutes Approval: The March minutes were corrected to state that Bill Jabs was the name tag winner at the March meeting, not Cheryl Witkowski. The Minutes were approved as corrected.

Debbie Dutton presented the following is a list of those in our club who are on the Swap Meet Committee and their jobs. Give them a big "Thank You" when you see them.

Dave and Brenda Caseday – Shuttle and Cars for Sale

Mike Worthington – Purple Gate and Green Gate

Chad Worthington – Green Gate Parts Pick Up

Lenard Dutton – Red Gate and Debbie's Chauffer

Ron Whitworth – Marine Drive Gate

Bill Griffith – Vender Compliance

Richard Simpson – Longtime member

Ben and Mary Mc Connell – Longtime member

Jim Van Lente- Cars for Sale

Dale and Cheryl Witkowski – Security and Show Office

Sunshine Report: Brenda Caseday reported that Tom Ryan is in the hospital as of the day of the meeting. J Wyllie had a bypass operation. Former member Dick Thorn's wife has passed away.

Christmas Potluck: Brenda Caseday stated that we will be having the potluck in the same location as we have our meetings. A date will be coming soon.

Swap Meet Report: Mike Worthington stated that people were pleased to have the Swap Meet back. Revenue seems to be consistent with past years but expenses are greater. A financial statement will be available in late July or August. Mike asked the membership for their observations of what went well and what needed attention. There were many observations presented.

Treasurers Report: Mike Worthington presented the Annual 2022 Budget. The membership voted to approve the budget.

Name Tag Winner: Mike Haight

50/50 Drawing Winner: Chris Irwin

Tour Report: Tom Winterrowd reminded the members that the April 23rd tour is to Antique Power Land In Brooks, Oregon. The May 21st tour will be to the NW Vintage Car and Motorcycle Museum and will be led by Kirk Metteer. Members will view a slide show of a 1917 Model T trip. Kirk is looking for 12 members to volunteer to bring their Model A's to Sarah Helmick State Recreation Area to be part of the June 4th centennial celebration. Let Kirk know if you can attend. The Spokane Model A club is conducting a Hub Tour on September 14-18.

Editor Report: No one has stepped up yet to take on producing the Ahooga News. Please volunteer.

Seminar: Mike Worthington is sharing great information on Spark Plugs.

Tool Trailer: Ted Downs reported that the small banner is missing. Please return it if you have it.

Doug Inglis drove his Model A to the meeting and provided the snacks. Thank you Doug.

Meeting adjourned at 8:34 PM.

Respectfully submitted, Penny Haight, Secretary




April Tour to NWVCM Museum was a Spring Safety Check tour. Doug Inglis , Tour Leader chose an excellent route south. No one got lost. Driving Model A's were Doug, David & Jeanie Adair, Kirk Metteer, Tom Irwin and new member Vincent Dunn. Also attending were Cody Watts, Steven Fancher with two guests, Gene Scott, Jim Bliss and Tom Winterrowd.



This brown 1929 Roadster is a finished project by the student program the museum sponsor. They did a fine job!

Tom Winterrowd is evaluating the Coupe below which is their next project...



Former club member Tom Popelka below on the left is helping restore an electric pipe organ that was donated to the museum.

Doug and Cody also pictured below.



Also displayed was this unrestored 1919 Ford Model T School Bus that was fascinating.





New member Vincent Dunn who lives in Salem, met us at the museum driving his 1931 Coupe.

The Hood That Would Not Fit

There is nothing like driving down the highway looking at a shiny hood, quail radiator cap and shiny head lights. The worn out Model A car I got from a North Dakota uncle, had an extremely bad bent hood. Probably from carrying a calf and lying it across the hood or carrying bales of hay.

I started going to swap meets, and a vendor had new reproduction '29 hoods for \$150. Too much, I thought! Back to the body dolly and hammer. The next year the price was \$155. Well I finally gave in and bought the hood 11 years later at \$205. A man can not be too careful! I took the hood to a club member to be painted. He said to get new stainless rods for the hood and he would install them with a drill motor. He said other people pushed and tapped with a hammer, and this caused the paint to chip in the holes. I got a call from the painter that the hood was done and ready to install. It was wrapped in blankets and after getting home we laid it on the car.

There are instructions on how to adjust the hood to line the spaces between the body and the radiator shell. You can lean the radiator back or lean it forward, move it a little to the left or right. But nothing worked. Just bad gaps. I walked away from this problem for a long time until my brother came over to see the car and my problem with the hood. After looking at the hood for a few minutes, he said, "The side panels are on the wrong side!" How I missed this I don't know. After switching panels from one side to the other everything started to line up. Now I have straight spaces like I should and the instructions all worked. I sold the old hood the next year from the club booth for \$15. Somebody else can beat on it better than I can. ~ Dale Corah



New Member David Iven

is Dales grandson.

MAY



CALENDAR OF EVENTS:


1st Wednesday Breakfast will be May 4th, 9AM at the Wichita Pub, 19140 Molalla Ave, Oregon City 97045. We had 16 last month, can we top that?

Wednesday, May 18th, **Beaver Chapter Board Meeting** is at 6PM; Social starts at 7PM, followed by the **Membership Meeting** at 7:30PM. Location is the Clackamas Community Center, 15711 SE 90th in Clackamas, OR. Guys Seminar after the meeting will be Carburetors with Lynn Sondena. Ladies will meet separately in the annex discussing ladies cloche hats.

May Tour - Saturday, May 21st meet at the garden center Canby Fred Meyer 1401 SE 1st Ave. for a **9AM departure**. We'll travel backroads to the NWVCM at Brooks. Kirk Metteer and two friends will share their experience of traveling across the United States in a 1917 Model T. Bring a picnic lunch.

Sunday, May 22nd **Beaver Chapter 60th Anniversary Banquet** at **5PM**. **Make your reservation by May 7th! Last call!! See page 5** for details and location. Join us as we celebrate our 60th year as a MAFCA Model A Club. Wear your Model A era clothing if you got them (vintage or era image), Chris Irwin will be conducting a fashion show.

Saturday, June 4th is an opportunity to be part of a static display of our Model A's at the Sarah Helmick State Park just south of Monmouth. Bring a picnic lunch and enjoy the day as we share our cars for this historic event from 9AM - 2PM. Let Kirk know if you will attend 503.910.4900.



FOR SALE:

1929 Model A Ford Woodie Wagon FOR SALE, disassembled, new radiator & lots of parts, \$3,000
Beaver Chapter member Mac, in Newport, 541-264-8310

Three 19-inch innertubes with metal valve stems. Used for under 2000 miles. All hold air pressure. \$60
Tom Atiyeh (503) 320-8582 tom@atiyeh.com

Model B Diamond block complete engine; standard crank counter balanced, 0.020 rods; all new parts include water pump/fan; pressure tested; new babbitt. Built by Tom Godish. Includes lightened flywheel, clutch/pressure plate. \$4800 Firm. (Over \$6000 invested) Tom Irwin 503.538.5227

2-Post High Lift, 10,000 lb capacity, extra 2 foot height extension, heavy duty, almost new condition. \$2,000 call Nancy 503.756.0143

1928/1929 Brand new Brassworks Radiator still in the box \$700 Amanda Uthe 360.907.2544

1930 Model A Coupe with rumble seat. Engine rebuilt by Spokane Antique Engine. Runs well. Like new interior and rumble seat. Car very straight but needs Paint. Doug Baker (Newberg) 503-554-0594
Owner is moving to Texas and needs to sell. (Tom Irwin sent this)

5 each 19" Firestone white wall tires. Less than 100 miles on the tires. \$100 each, also includes liners and tubes. Bruce Ernst 1-503-510-4444

60th Anniversary - A time to celebrate the joys of today, memories of yesterday and the hopes of tomorrow!