

The Ahoooga News

July 2017



This photo was one of our clubs Photo Contest entries last year.
Lori Symank took the picture in Northeast Oregon near Wallowa while they were on a trip.

The official newsletter of Beaver Chapter Model A Ford Club of America, Portland, Oregon
Volume 55 Issue 7

BEAVER CHAPTER PORTLAND, OREGON

The beaver Chapter is a non-profit organization dedicated to the restoration and preservation of the Model A Ford automobile. Membership is open to all people with a sincere interest. Members will be asked to volunteer a minimum of three hours annually to fill the club duty roster of the Portland Swap Meet.

Meetings: The third Wednesday of each month except December, 7:30PM at the Clackamas Community Center, 15711 SE 90th, Clackamas, OR 97015


The Beaver Chapter memberships commence on January 1st or on the date paid and expires on December 31st. A \$5 late fee charged after January 1st for renewals.

New memberships received after July 1st are valid for the following year. Beaver Chapter dues are \$10.00 for a member plus \$1.00 for a spouse member.

Make check payable to Beaver Chapter, submit membership application to the Membership Coordinator at the meetings or send them to Dale Fiedler, PO Box 428 Sandy, OR 97055.

By-laws Article III, Section 2 states: "Membership in the national club (MAFCA) shall be a prerequisite for all active members of the Beaver Chapter."

MAFCA dues are \$40.00. Mail to: MAFCA, 250 S. Cypress Ave., La Habra, CA 90631.



CLUB OFFICERS FOR 2017

President: Richard Starkweather 503.327.1252

Vice President: Andrew Jackman 503.658.6270

Secretary: Patricia Fiedler 503.407.6163

Treasurer: Amanda Uthe 306.907.2544


Member at Large: Ted Downs 503.657.7364

Editor: Jeanie Adair 503.655.3189

Membership Coordinator: Dale Fiedler 503.407.5628

Sergeant at Arms: Terry Findley 503.784.7102

Past President: Ray Horton 503.333.5766



CLUB REPRESENTATIVES FOR 2017

NW Regional Group Reps: David Adair and Pam McClafin; Portland Swap Meet: Dick Thornes and Mike Worthington; Historian: Patty Brost; Sunshine: Brenda Caseday; Raffle Prizes: Lori Symank; Refreshments: Mary McConnell; MAFCA Chapter News: Bill Henderson.

Articles and contributions for the newsletter is encouraged and will be used as space and time permits. **The deadline is the fourth Wednesday of each month unless announced otherwise.** Correspondence should be sent directly to the Editor: jadadaja@msn.com or mailed to 895 Hazelwood Dr. Oregon City, OR 97045. Other newsletters may reprint article as long as credit is given to the author and *The Ahooga News*.

Beaver Chapter Web Site: <http://beaverchapter.shutterfly.com/>

Refreshments: **July** - Jim & Adeane Patrick; **August** - Tim Brost; **September** - Lynn & Anne Humble; **October** - James, Crystal & Eileen Ross; **November** - Pie Night, everyone bring a pie to share, Chris Irwin & Cathy Smiley in the kitchen.

Presidents Column

Finally we have some decent weather to enjoy our Model A's. There are several activities planned during July and August. Check the "events calendar" in Shutterfly for details, (beaverchapter.shutterfly.com). Dates, times, and usually maps for events are shown on this calendar. The "Ahooga News" newsletter also reports on future tours.

I have had an ongoing struggle for the past nearly 30 years owning a Model A and having to decide whether to leave any part original (rebuilt), replace it aftermarket, and at the same time evaluate improved safety and reliability. I find that as the years roll by my priorities change, and I am somewhat more interested in safety and reliability than I was when I was younger. Part of the challenge of owning a Model A in my younger years was to be able to maintain my car in such a manner that it did not break down, and if it did to be able to facilitate at least a temporary repair to get it home. I wanted to keep everything mechanically as original as possible. Now I have to admit that with the parts available today, our Model A's can be made more reliable, requiring less fiddling and maintenance. Modern points, electronic ignitions, alternators, better brake products, the list goes on. I have finally caved and put on an alternator.

Presently we have an opening for "**Historian**" in our Club. Patty Brost has stepped down from this position due to health issues. We want to thank Patty for filling this position since the Club was formed. A list of duties for the Historian can be found on page 31 of our Membership Booklet, and in part it is maintaining issues of the "Ahooga News" and "The Restorer", and any items pertaining to the past and continuing history of The Club. Mary Proffitt has been helping Patty with the club **Scrapbooks**, but Mary has had some recent medical issues, and she will no longer be able to continue with these duties. We want to thank Mary for serving in this capacity. We need a volunteer with scrapbooking skills. Please Volunteer for Historian or Scrapbooking!!!!

We would like to thank Brenda Caseday for stepping up and volunteering to fill the position of **Sunshine**.

Let's put some miles on these Model A's.

Richard Starkweather - President

WHEW! What a relief to learn this:

Ever walk into a room with some purpose in mind, only to completely forget what that purpose was? Turns out, doors themselves are to blame for these strange memory lapses. Psychologists at the University of Norte Dame have discovered that passing through a doorway triggers what's known as an "Event Boundary" in the mind, separating one set of thoughts and memories from the next. Your brain files away the thoughts you had in the previous room and prepares a blank slate for the new locale. Thank goodness for studies like this. It's not your age, it's the door!



Meet Beaver Chapters' latest volunteer!

Brenda Caseday stepped up to be our club's new Sunshine person. If you don't recognize her it may be because she and her husband Dave just joined last year. She is the daughter of Ken and Mary Proffitt. They have a 1931 Tudor Sedan and live in Damascus.

If you know of someone who is ill or has had surgery please give Brenda a call at 503.750.0178. She will then handle a card or flowers as needed. We love our volunteers!



Making a Diagnostic Ground Point Under the Hood - By Lynn Sondenaa

The Model A often requires diagnosis of the ignition circuits or electrical systems under the hood. To help locate problems a test light is often used to test for the presence of voltage in circuits. These are usually a tool with a light bulb, a wire to an alligator clip for ground and a sharp pointed probe. Figure 1 shows two common styles of these tools. They work on 6, 8 or 12 volt circuits. They are connected between a powered circuit and ground; if voltage is present the light will shine.




Fig 1

I made a modification to my Model A so that I have a diagnostic ground point under the hood. To do this I removed the inside firewall speedometer cable clip screw (Fig 2) and replaced it with a 1/2 inch longer stainless steel screw. As a note you can see that I replaced the original speedo clip with a modern rubber coated clip to reduce the rattle noise. Test to be sure the screw is well grounded. The paint might need to be scrapped to obtain a good ground. The stainless steel screw will not rust or corrode..



Fig 2

It will protrude into the engine compartment by 1/2 inch (Fig 3). Being stainless it will be bright and contrast from the black firewall. This now provides a good positioned ground point to attach the alligator clip (Fig 4) of the test light.




Fig 3



Fig 4

A rubber vacuum cap (Fig 5) can be placed on the protruding screw.

These come in many different colors. I used gray just for the photo so it could easily be seen. I use black in real life so it will blend in with the firewall. They also provide protection from scratching your hand if bumped by accident.



Fig 5


BEAVER TALES

We named our Model A "Tilly"
Of course it's a real dilly
When we go on a drive
The car comes alive
She handles like a filly



Do you know the awesome feeling when you get into bed,
fall right asleep, stay asleep all night and wake up feeling
refreshed and ready to take on the day?

Yeah, me neither!



THE YOUNG LADY ACROSS THE WAY



The young lady across the way says the demand for antiques is so heavy that she wonders how the factories can keep up with their orders.

(© by McClure Newspaper Syndicate.)



1929 POKE A DOTS

Poke a dot fabric was very common during the Model A era. This dress and coat ensemble is finished with tiny pleats on the dress's skirt, the coat's lower edges and the edge of the sleeves.

The top of the dress is V necked with a long tab down the front, and it has a collar of sheer lace.

The model is wearing blue shoes and hat and her red purse adds a pop of color.

~ by Jeanie Adair

When I was young we use to go "skinny dipping", now I just "chunky dunk"!

Minutes of the June 1, 2017 Beaver Chapter Board Meeting

Present: Richard Starkweather, Andrew Jackman, Terry Findley, Dale and Pat Fiedler, Amanda Uthe, Jeanie Adair, and Ted Downs. Guests: Art & Marlynne Pugsley, Bonnie Starkweather, David Adair, Pam McClaflin

The meeting was called to order by Richard Starkweather at 7:00PM. The May minutes were approved.

NEW FORMAT: Since the new 2-month trial format will begin at the June General Meeting, Richard will remind the Humbles that the snacks should be served from 7:00-7:30.

FLAGS: Andrew brought a sample of the flags for modern cars. Everyone agreed that flags would be great to identify modern cars during our tours. More details regarding cost, design, quantity, etc. will be brought to our next board meeting.

MEMBERSHIP APPLICATION: Amanda requested a change in our Membership Application. It was moved and seconded that we change our application removing payment of MAFCA dues through our club. The motion was approved.

4TH OF JULY BREAKFAST – It was approved to continue this event. The Board will serve breakfast. There will be no car games this year. Richard volunteered to purchase the food and supplies, Jeanie will prepare the sausage. Ted volunteered to mop the floors. The July Board Meeting will follow the breakfast.

A new Club Historian is needed.

Patty Brost's family has requested that we remove club materials from her home. Pam volunteered to temporarily house the historical items until a new historian is found. Dale volunteered to help remove items.

TREASURER'S REPORT Amanda gave the Treasurer's Report

TOURS: Andrew Jackman reported that the tours were set for the year.

BEAVER BABES – Garden Party at the Fiedler's home hosted by Dixie Wyllie and Pat Fiedler. Marlynne will send out another email for this event. The Fiedler's address is: 35840 SE Bluff Road; Boring, OR Date: June 15th Time: 11:30AM.

The meeting was adjourned at 7:50.

Respectfully submitted, Pat Fiedler, Secretary

Mary was in trouble. She forgot her husband's 50th birthday.

He was undergoing a bit of midlife crisis, and had been dropping hints that he wanted a sports car for his milestone birthday.

It was the end of the day, and her husband was really upset. "Tomorrow," he told her, "I expect to find a gift in the driveway that goes from 0 to 200 in 6 seconds. AND IT BETTER BE THERE!"

The next day he drove home from work and pulled up to his house.

There was a box giftwrapped in the middle of the driveway.

Confused, he parked his car and brought the box back in the house.

He opened it... and inside was a brand new bathroom scale!



Minutes of the June 21st Beaver Chapter General Membership Meeting

The meeting was called to order at 7:31 PM. Richard Starkweather led the Pledge of Allegiance. The motion to approve the May minutes was passed.

A new member Doug Ingles was introduced. Doug has a 1929 Closed Cab Pickup. He has owned this pickup since 1972 and has just started work on a complete restoration.

The NAME TAG DRAWING was won by Paula Benham.

Richard announced that the club needs a replacement for HISTORIAN to take the place of Patty Brost. Pat Fiedler is the chair for our ANNUAL BANQUET to be held at the Monarch Hotel on January 13th. The theme will be "ALL THAT JAZZ". Pat is currently asking for volunteers to contact her.

The annual 4th of JULY PANCAKE BREAKFAST Will be held from 9:00AM-11:00 AM at 23100 NE 10th Street Ridgefield, Washington.

TOURS - July 23rd we will tour to the Oregon Garden. Driving distance is 56 miles one way. This will count on the 100K MAFCA mileage event. August will be the All Ford Picnic.

PAST PRESIDENTS TOUR is in September, led by Ray Horton and the destination will be Hood River.

SUNSHINE – Brenda Caseday reported that Patty Brost is at home and has Hospice Care; Mary Prof it went back into the hospital with issues from her recent fall and she is now back home. Lloyd Dilbeck had shoulder replacement surgery.

Motion to adjourn was approved.

Respectively submitted by David Adair, subbing for Pat Fiedler.

On the Way Home from the NW Regional

Pam McClaflin share this photo of "The Three Amigos" as they traveled home from the Regional that was held in Coos Bay in June. It was reported that the meet was well attended with about 250 registrations.

The food was good, the tours were good, the weather was good... what more can you ask for!

Several of our Beaver Chapter members attended. If you have never taken the opportunity to go to a regional or national Model A meet you should consider it. If nothing else, it's very exciting to see lots of Model A's in one spot or a long line of them on tours! Not to mention all the nice people you meet!



"A WORLD" Do you have kids or grandkids that are interested in the Model A's we drive? They might be interested in a newsletter MAFCA has just for them. You can check out the current issue on the MAFCA website. I just did and our club member Yvonne Boring was pictured with a granddaughter! It's a fun publication for the younger Model A enthusiasts.

The Southpaw Automotive Company Part 4

Once home, I go into my study and unlock the drawer, just to make sure the large manila envelope is there. It is.

Time passes. On the morning of September 28, I am getting into my car to head to my meetings the following two days in Idaho, when my mail carrier arrives. With a package! From Chicago! A day early! "Interesting stamps on that," my mail carrier says. "I have never seen stamps like that in circulation. Those are from the '30's and are collectible items."

I don't care for chit-chat about stamps right now; I've got a long drive ahead and I've got to get going, but this is too much! I am handed the package. It's about 3"x4"x7". An Owen-Dyneto wiper motor would fit in that. The package is wrapped in brown paper, and tied up with string. No tape. Thinking back, I realize that is way old fashioned. You can't even send packages through the mail like that any more.

Southpaw Automotive, with return address, is in the upper left corner; it looks like it was applied with a rubber stamp. And the postage is two purple 50¢ stamps, cancelled like the earlier letter, with no legible year indicated.

I very carefully cut the string and remove the wrapping paper. The box is a simple brown affair, no markings. I'm so excited my hands are shaking.

Even though my employment obligation has put me under pressure to get on the road, I have to see what Southpaw has sent me. I lift the lid.

Opening the box, the object inside is well wrapped in a brown wax paper. I cautiously lift it out and unwrap it. *It is a **brand new** Owen-Dyneto windshield wiper motor for a 1928-29 Model A.* The control arms, wiper arm and blade are in a small envelope. Everything is there. I try to catch my breath. I want to shout. I want to tell my wife, but she's gone to work. Anybody! I want to tell anybody! But duty calls. I gotta get going.

I place the wiper, parts and paper back in the box, and take it, along with the mailing wrapper, into my garage and put it all in my "special parts" drawer. I almost feel like I'm too drunk with excitement to drive, but I hit the road.

I finish my business in Idaho, and head home, anxious to revisit the thrill of my new purchase, and ready to place another order to Southpaw. As I drive along I mentally thumb through the catalog. What should it be this time? A Sport Light? I'm not a smoker, but that cigar lighter looks pretty neat. A correct spare tire lock would be a nice accessory.

When I get home, I don't even go into the house. I head for the garage to see the wiper motor. (My wife is at work, so I know I'm clear on this). I go in, open the "special parts" drawer, and... the original box and papers are gone! I open the drawer wider. No wiper. No wiper?? Must be the wrong drawer. I open the others. Nothing. I'm frantic. Back to the first drawer. Some crumbled shreds of paper now lie where I placed the box.

I go into the house and into my study and unlock the desk drawer with the catalog in it. Whew! At least the large manila envelope is still there. Maybe somebody moved the wiper? But who would do that? Certainly not my wife. She doesn't care about what's in the garage.

I take out the manila envelope and open it up. My hear sinks. My stomach hurts. There is nothing in there but crumbled fragments of ancient paper. Brown, musty fragments. No letter, no envelope, and no catalog. And certainly no wiper motor. Altogether, nothing is left of my order from Southpaw Automotive.

But wait! Southpaw! They must have cashed my check! I go to my computer and open my bank account to the "Transactions" page. The check would have been processed around September 19. I scan the transactions, to no avail. There is no record of the check being processed.

It's only one o'clock, my time. I can still call the Chicago Public Library information desk and have them check the city directory. I do, and get transferred to all branches, but there is no record for Southpaw Automotive. I ask them to check the directory for 1932. There is no record there either. I Google a Chicago street map and look for the Southpaw address on Marlboro Street. There is no Marlboro Street.

There apparently is no ranch house, no barn sale, no old gentleman selling a catalog for \$1, no Southpaw Automotive. And there apparently never was. —Ray Horton

Have You Been To Galvin WA?

~Chris Riedener

On Memorial Day my wife and I found ourselves midway between Seattle and Portland – Centralia to be exact. We drive to Seattle several times a year. My wife likes to stop at the outlet mall. This time we planned a bike ride in the countryside nearby. We've ridden the annual Seattle to Portland (STP) bike ride twice. This section, near the Chehalis River, is my favorite.



On Monday morning the cool marine air had spread inland. It was overcast and a little cool for riding. In other words, we were parked at Starbucks for a really long time; procrastinating. I figured we could shorten the bike ride a bit. The town of Galvin looked like a good place to begin our ride. I typed G,a,l,v,i,n into the GPS. Basically, I threw a dart at the map.

Galvin is a 90 degree bend in the road with a few houses, a vintage gas station and a couple of sheds. A pair of antique gas pumps and several rusting model A trucks caught my attention. I pulled over, grabbed the camera and set off on foot. It was the perfect excuse to postpone that bike ride. I spent twenty minutes or so taking pictures. Then we decided to head to the outlet mall.

Don't get me wrong, outlet malls are fascinating, but I'd just assume wait in the car and look at my photos. There was a sign on the shop door that read: "For info and tours call..." My curiosity had been piqued. We were only ten minutes from Galvin. Here goes... Dick's wife answered. I must have waited an hour by now (an eternity) and I figured I'd earned some credit. So, I arranged a tour of the museum.

We returned to Galvin and Dick Busek was waiting outside in his model A truck. He showed us the shop which is chock full of cars, motorcycles, memorabilia and tools. Next, we went across the street to the gas station. The office is stuffed with assorted antique oil cans and car parts. The back garage has several more cars, and a truck. The entire place has that wonderful musty smell of old cars and oil which is impossible to describe. Finally, we drove a few blocks and toured his private shop. The list of cars and sights goes on.

Several of the cars had stories – roles in movies, significant owners and histories. Dick kept rolling and I kept the camera to my eye, constantly stepping over and around parts, tools and memorabilia. Dick implied things weren't for sale. He said he keeps the "pickers" at bay. I'm sure this place is on many car collector's radar.

The entire tour was too short. Later I tried to recall the things I'd seen, the makes and models. The As, Ts, and V8s blur together. There was too much to see in one visit. In general, the collection is biased towards 1920's to 1930's Fords – cars, and utility vehicles. There are several unrestored cars, some rare. Many are partially assembled or "work in progress."



When I got home I found a YouTube video and a newspaper article about the Galvin gas station. Each eight to ten years old. Otherwise it isn't advertised. I'm still thinking about Galvin, Dick Busek and the museum. It's an interesting package. I'm sure it won't be around forever.

Galvin is only a few minutes, but a world away, from the hum of I-5. You'd never guess it was there. It sees a tiny fraction of visitors compared to the more popular tourist attraction – the outlet mall.

Photo essay: <https://www.flickr.com/photos/146086564@N04/albums/72157682523614600>

June Tour

Eight Model A's and fifteen members and guests had a great day touring, fishing and visiting. The tour, led by Tim Brost, took us to the Rainbow Trout Farm in Sandy where anyone who wanted to was able to fish for fresh Rainbow Trout.



The farm changes the whole concept from "fishing" to "catching". The rainbow Trout Farm "where you can still catch a fish for under a dollar". From there the tour continued on Hwy 26 to Rhododendron for a visit to a living historical museum which includes a functioning black smith shop. A good time was had by all.

MYSTERY MEMBER PHOTO

Can you guess who this couple is?

Submit your guess at the club meeting.

First correct guess that is drawn will win a gift card.

This picture was taken about 1958. The couple was engaged at the time. The Model A was bought for \$50. They had to sell it when their first baby came along.





FOR SALE:

1930 Model A Sport Coupe plus parts, nice car! Downsizing, must sell \$14,500 Dave Miller dwmiller41@msn.com or 503.636.8847

WANTED:

Sparton horn bell wanted, or will trade a Stewart Warner for it. Ed Schroeder 503.655.4311 or email Edwinschro@comcast.net



TECHNICAL TIP ~by Tom Endy

Reproduction gas caps have a quality issue that can cause you some amount of grief. A large single rivet in the center on the bottom of the cap holds the assembly together. The rivet goes through the bottom metal grabbing device, a red colored gasket, and a brass flat washer. Off to the side is drilled a vent hole through all three parts. Without a vent hole the tank would experience a vacuum lock as the gas in the tank is depleted. Eventually it would stop the gravity flow of gas to the carburetor and the car would appear to run out of gas.

It is possible, and extremely likely, that as the cap is twisted on and off the tank numerous times, one or more of the three parts will rotate out of position on the center rivet. When this happens the vent hole will be blocked off and the vacuum thing will happen. When you remove the cap you are liable to hear a "Whoosh" sound as air rushes into the tank to equalize the vacuum.



Before you allow the vent hole to become blocked it is a good idea to modify the cap. Drill a second hole through the three pieces. Be careful not to drill clear through the top of the cap, just the three pieces. Tap the hole for a 6-32 screw. Lock-tight or epoxy it in place so it won't fall out into the gas tank. The screw will prevent the three parts from rotating out of position and the vent hole will maintain alignment through the three separate parts.

Modified gas cap with a small rivet epoxied into place opposite from the vent hole.

Three old guys were out walking.
The first one says, "Windy, isn't it?"
The second one says, "No, it's Thursday!"
The third one says, "So am I. Lets go get a beer."

Mystery Model A Part

Do you know your Model A parts?

Submit your guess at the club meeting.

First correct guess drawn will win a gift card.



July

CALENDAR OF EVENTS

Tuesday, July 4th Beaver Chapter Board Meeting will follow the Pancake Breakfast at the same location. All members are welcome at the meeting.

Wednesday, July 19th, Beaver Chapter Membership Meeting 7PM social time and refreshments, followed by the business meeting at 7:30PM. Guys seminar will be How to Install a Backup Camera on a Model A by Terry Findley.



Sunday, July 23rd Beaver Chapter Tour, drive your Model A for the MAFCA 100,000 mile challenge. Record your beginning mileage before you leave home. The East side group will meet at the Oregon City shopping Center behind Shari's restaurant at 8AM for an 8:30 departure. The West side group will meet at the Fred Meyer store in Wilsonville (30300 SW Boones Ferry Road) by 8:30 departure to meet the east side group at 9AM. Our destination will be the Oregon Gardens in Silverton, OR via some beautiful country roads and crossing the Willamette River via the Wheatland ferry. We will arrive at the Oregon Gardens for lunch and 30 minute guided tour of the gardens. Then return via the Gallon House bridge located just north of Silverton where we stop for pictures. West side cars will return via retrace of the tour route to 99 E and then home. The East side cars will go north on Highway 213 to Molalla, Estacada and on to their homes. For details of the park fees, guided tour, maps and the lunch menu please go to: <http://www.oregongarden.org> There are some tables available for those who would like to bring a picnic type lunch. Make sure you have a full tank of gas as the tour will be at least 66 miles to the gardens plus whatever mileage is accrued going home. The ferry ride is \$5, lunch costs vary, garden entrance fees are \$12 for seniors. This will be a fun tour to a beautiful destination. For more information contact Michael Haight 503.663.3263.

Beaver Chapter's Pancake Breakfast will be July 4th, 9-11AM or until the pancakes are gone! We'll have eggs and sausage too. You're always welcome to bring the whole family. The Schurman Ranch at 23100 NE 10th, Ridgefield, WA 98642, watch for the Model A sign.

YOU'RE INVITED

Measurements for Memory

- .018"** - Gap for Model A points
- .035"** - Gap for 3X spark plugs
- 35 psi** - Air pressure in tires
- 55 ft/lb** - Torque on cylinder head nuts
- 4 1/2 qt** - Oil in crankcase
- 2 3/4 gal** - Coolant in radiator
- 10 gallons** - Fuel in gas tank
- 1 pump** - Grease for water pump
- 1 drop** - Oil in distributor oiler

New Beaver Chapter Member

Doug Ingles has a 1929 Model A Pickup that he's owned since 1972 and has just started a complete restoration on it. Sorry, we haven't received his address and phone number yet.



JULY BIRTHDAYS

Bert Uthe	4 th
Richard Murk	6 th
Jim VanLente	7 th
Jim Patrick	8 th
Rayburn Mitchell	13 th
Jordon Beller	13 th
Mary Shaye Brost	15 th
Dick Thornes	16 th
John Barmore	18 th
Diana Hudson	23 rd

HAPPY 4th OF JULY